

### TY 7/18 Result

**Selected : 88%** i

**Best Center : 93%** i

**Network Average : 82%** i





**Center Average** i

84%

**Comparison** Grouping  Secondary Grouping

Usual Provider	Status	% Children with BMI Screening/Nutritional/Physical Activity	Pts w/ BMI / Nutritional / Physical Activity	Children w/ Qual Visit	Excluded Pts
Pham, Christine	100%	100%	9	9	0
Burt, Hannah	100%	100%	27	27	0
Ravenel II, Samuel	100%	100%	17	17	0
Archer, April	96%	96%	770	803	0
Cook, Magan	95%	95%	285	300	0
Byrd, Melissa	95%	95%	367	387	1
Waite, Sarah	94%	94%	160	170	1
Lindsey, Paula	92%	92%	24	26	0
Sutton, Valerie	91%	91%	708	774	3
Tuttle, Andrea	91%	91%	21	23	0
Stewart, Marian	91%	91%	508	557	1
Crosswright, Earl	91%	91%	153	168	1
Howell, Stephanie	91%	91%	589	649	1

Jaalouk, Dina	89%		89%	337	377	0
Grier-Hall, Pamela	89%		89%	1,106	1,236	2
Lanza, Quetheline	88%		88%	1,154	1,307	0
Schrandt, Elyse	87%		87%	20	23	0
Ameta, Pryanka	87%		87%	20	23	0
Hughes, Roger	87%		87%	20	23	0
Garrison, Robin	86%		86%	19	22	0
Tawse-Butha, Korto	85%		85%	11	13	0
Pinson, John	82%		82%	14	17	0
Battistini, Stephanie	82%		82%	28	34	0
Marshall, Mia	80%		80%	24	30	0
Boltja, Cassandra	80%		80%	4	5	0
Bruyere, John	79%		79%	11	14	0
Gunnett, Mohini	78%		78%	14	18	0
Dreisbach, Julianne	78%		78%	21	27	0
Marth, Daniel	76%		76%	16	21	0
Rohl, Stephen	76%		76%	19	25	0
Proctor, Drexel	71%		71%	59	83	0
Nayak, Vignesh	69%		69%	25	36	0
Altun, Osman	68%		68%	19	28	0
Jimenez, Julissa	67%		67%	6	9	0
Havinga, Jaclyn	67%		67%	28	42	0
Khurana, Steffi	65%		65%	11	17	0
Sadaf, Alina	65%		65%	15	23	0
Wilkinson, Diane	65%		65%	294	454	0
Tran, Paulina	65%		65%	11	17	0

Garlapati, Pranav	63% 	63%	20	32	0
Spyridakis, Evan	50% 	50%	14	28	0
Guruchandraesekar, Sanchitha	47% 	47%	26	55	0
Tariq, Namra	38% 	38%	10	26	0

PageSize

10

Filter Settings

Parameter	Value
4Cut Provider	All
Age	All
Care Manager	All
Centers	Community Health Northwest Florida
Cohort	All
Ethnicity	All
Gender Identity	All
Grouping	None
Homelessness Status	All
Language	All
Location	All
Location Role	Rendering
Migrant Status	All
Observation Types	All
Patient Diagnosis	All
Patient Groups	All
Patient Payer	All
Patient Risk	All
Patient Uds Financial Class	All
Period	TY July 2018
Plans	All
Provider Role	Usual
Providers	Archer, April, Byrd, Melissa, Grier-Hall, Pamela, Howell, Stephanie, Jaalouk, Dina, Lanza, Quetheline, Stewart, Marian, Cook, Magan, Sutton, Valerie, Burns, James, Yurttutan-Engin, Nesrin, Wilkinson, Diane, Gunnett, Mohini, Altun, Osman, Ameta, Pryanka, Battistini, Stephanie, Boltja, Cassandra, Bruyere, John, Dreisbach, Julienne, Garlapati, Pranav, Garrison, Robin, Guruchandraesekar, Sanchitha, Havinga, Jaclyn, Hughes, Roger, Jimenez, Julissa, Khurana, Steffi, Marshall, Mia, Marth, Daniel, Nayak, Vignesh, Tuttle, Andrea, Pinson, John, Proctor, Drexel, Rohl, Stephen, Sadaf, Alina, Schrandt, Elyse, Spyridakis, Evan, Tariq, Namra, Tawse-Butha, Korto, Tran, Paulina, Pham, Christine, Burt, Hannah, Boulous, Andrew, Baldwin, Barbara, Jackson, Jamie, Waite, Sarah, Wade, Jessica, Crosswright, Earl, Lindsey, Paula, Ravenel II, Samuel
Race	All
Rendering Provider Type	All
SDOH Count	All
Sdoh Trigger	All
Service Lines	Primary Care
Sex At Birth	All
Sexual Orientation	All